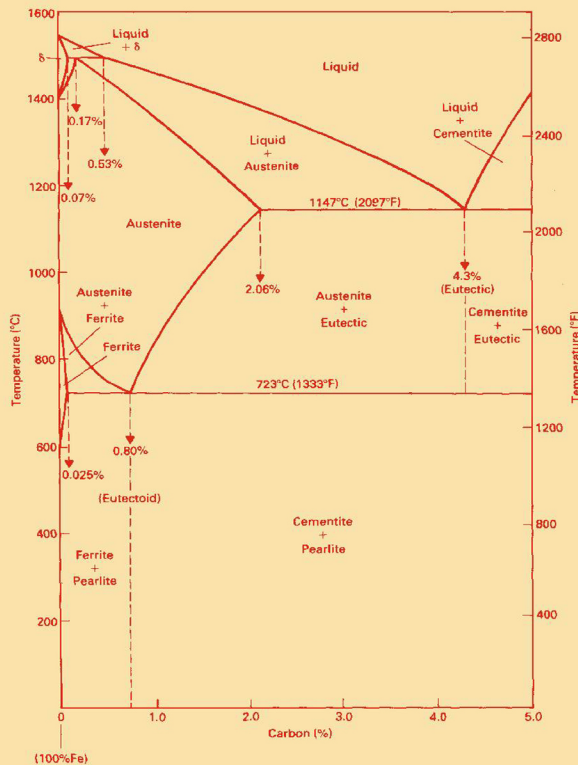
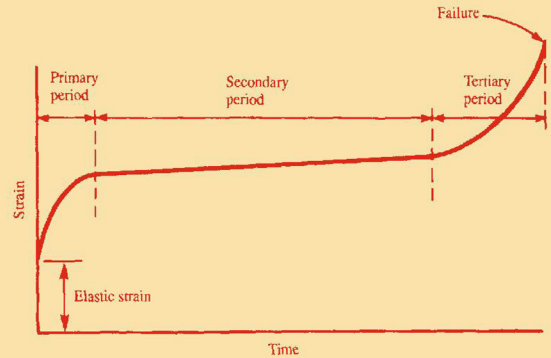
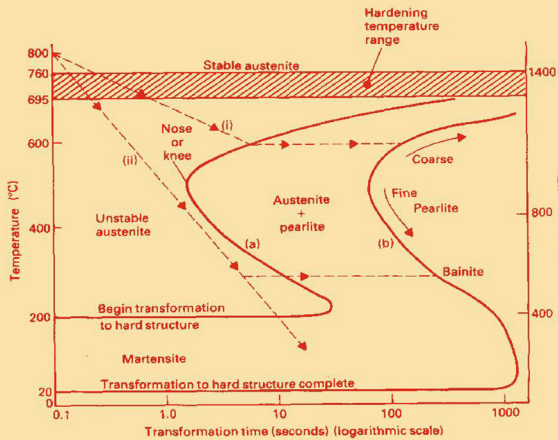


# Material Science and Processes



**R.K. Purohit**



# MATERIAL SCIENCE AND PROCESSES

R.K. Purohit

B.E. (Mech.), M.E.(Mech.)

M.ASME, ASCE, ASAE, IASH, LM.TSI

Department of Mechanical Engineering

M.B.M. Engineering College

JNV University

Jodhpur - 342 001 (Raj.)



Published by:  
Pawan Kumar  
Scientific Publishers (India)  
5-A, New Pali Road, P.O. Box 91  
JODHPUR - 342 001  
[www.scientificpub.com](http://www.scientificpub.com)

Print, 2012

ISBN: 978-81-7233-782-7  
eISBN: 978-93-8791-362-2

© Purohit, R.K. 2005

Lasertype set: Rajesh Ojha  
Printed in India

***In the everlasting  
memory of my father  
Prof. B.K. Purohit***



# **PREFACE**

Material Science and Processes is a core subject having close relations with all branches of Engineering. No branch of Engineering can be studied properly if one does not have indepth knowledge of material science. Based on this premise AICTE has prescribed this subject for all branches of Engineering.

The concepts of material science are based on different and diverse phenomenon related to materials and alloys with vast application in all branches of Engineering. Hence there is strong rationale for teaching this subject as an integrated topic in Engineering and relevance of materials in 'Engineering Application'.

Considering the fundamental importance of material science and processes, I have ventured to introduce this subject in simple language which can be easily digested by the beginners. The contents of the book has relevance with the subject prescribed by JNVU, Rajasthan University and Institution of Engineers as well as to the courses of study prescribed by various universities of India.

My Publisher Shri Pawan Kumar deserves my thanks for making this publication possible in a record time.

My indebttness is due to my wife Manju Purohit, son Abhishek Purohit (Software Engineer, Australia) and daughter Khushboo Purohit (Computer Science Engineer) for their co-operation and valuable suggestions.

Arrival of my grandson, Chinmay Purohit, has given me fresh vigour to embark upon the book writing project. Hence, entire credit for this book goes to the little one who, I hope, will continue to inspire me to write many more books to enrich the quality of text books on Mechanical Engineering.

I hope, the teachers and the student community would find this book useful.

**JODHPUR**

**R.K. Purohit**





# CONTENTS

*Preface*

*v*

<b>1.</b>	<b>INTRODUCTION</b>	<b>1</b>
1.1	Introduction	1
1.2	Selecting Materials	2
1.3	Properties of Materials	2
1.4	Mechanical Behaviour of Materials	3
1.5	The Tensile Test	4
1.5.1	Yield point	5
1.5.2	Ultimate tensile strength	6
1.5.3	Necking	7
1.5.4	Proportional limit	8
1.5.5	Elastic limit	8
1.5.6	Proof stress	8
1.5.7	Young's modulus, E or modulus of elasticity	9
1.6	Ductility and brittleness	9
1.7	Toughness	10
1.8	Hardness	10
	EXERCISES	11
<b>2.</b>	<b>MECHANISM OF DEFORMATION IN CRYSTALLINE MATERIALS</b>	<b>12</b>
2.1	Introduction	12
2.2	Crystallization	12
2.3	Crystal Modes	14
2.4	Atomic Radius	18
2.5	Density of Crystal	19
2.6	Characteristics of Crystal Structures	19
2.6.1	Coordination number	20
2.6.2	Atomic Packing factor	20
2.7	Crystal Directions and Planes	22
2.7.1	Miller Indices	22
2.7.2	Important features of Miller indices of crystal planes	24

2.8 The Deformation of Materials	24
2.8.1 Elastic deformation	25
2.8.2 Plastic deformation	25
2.8.3 Deformation by slip	26
2.8.4 Twinning	27
2.8.5 Difference between slip and twinning	30
2.9 Defects in Solid Crystals	30
2.9.1 Point defects	31
2.9.2 Line defects	31
2.9.3 Interfacial, plane or sheet defects	36
2.9.4 Bulk defects	36
2.10 Work Hardening (Strain Aging or Strain Hardening)	37
2.11 Grains and Grain Boundaries	38
2.12 Recovery, Recrystallization, and Grain Growth	39
2.13 Homologous Temperature Ranges for Various Process	41
2.14 Fracture	42
2.14.1 Effects of inclusions	44
2.14.2 Transition temperature	44
2.14.3 Strain aging	45
2.14.4 Defects	46
2.15 Fatigue	46
2.15.1 Fatigue failure with a metal	47
2.15.2 Stages in fatigue failure	47
2.15.3 S-N curves	48
2.15.4 Factors affecting the fatigue properties of metals	50
2.16 Creep	52
2.16.1 Factors affecting creep with metals	53
2.17 Hardness	55
2.18 Impact	57
EXERCISES	58
 <b>3. ENGINEERING MATERIALS</b>	 <b>61</b>
3.1 Introduction	61
3.2 Metals and Non-metals	61
3.3 Metals	61
3.3.1 Pure Metals	61
3.3.2 Alloys	62
3.3.3 Coated metals	62

---

3.3.4 Clad metals	62
3.3.5 Ferrous metals	62
3.3.6 Sintered metals	63
3.4 Phase and Structures in Steels	63
3.4.1 Ferrite	63
3.4.2 Austenite	63
3.4.3 Cementite	63
3.4.4 Eutectic (Ledeburite)	64
3.4.5 Pearlite	65
3.4.6 Martensite	65
3.4.7 $\delta$ -iron	65
3.4.8 Bainite	65
3.4.9 Sorbite and Troostite	66
3.5 Heating of Pure Iron	66
3.6 Slow cooling of Iron at different percentage of Carbon	66
3.7 Plain Carbon Steels	69
3.7.1 The eutectoid region	70
3.7.2 Time-Temperature-Transformation diagrams (T T T diagrams)	71
3.7.3 Classification of plain carbon steel and their applications and uses	73
3.7.4 Limitations of plain carbon steels	74
3.8 Alloy Steels	74
3.8.1 Low alloy steel	74
3.8.2 High alloy steels	77
3.9 Cast Irons	80
3.9.1 Types of Cast iron	80
3.9.2 Uses of Various cast irons	82
3.10 Heat Treatment of Steels	83
3.10.1 Reasons for heat treatments	84
3.10.2 The hardening steel - The martensite reaction hardening	84
3.11 Heat Treatment Processes	88
3.11.1 Annealing	88
3.11.2 Normalizing	91
3.11.3 Quenching	91
3.11.4 Tempering	92
3.11.5 Surface hardening	93
3.11.6 Case hardening	93
3.11.7 Nitriding	94
3.11.8 Flame hardening and induction hardening	94
3.11.9 Age hardening or precipitation hardening	95

3.11.10 Austempering and marquenching	95
3.12 Heat Treatment for Alloy Steel	96
3.13. Non-ferrous alloys	98
3.13.1 Advantages of non-ferrous alloys over ferrous alloys	98
3.13.2 Advantages of ferrous alloys over non-ferrous alloys	98
3.13.3 The range of non-ferrous alloys	98
3.14 Aluminium and its Alloys	98
3.14.1 Non heat treatment wrought alloys	99
3.14.2 Heat treatable wrought alloys	99
3.14.3 Age hardening in aluminium alloys	100
3.14.4 Non heat treatable cast alloys	101
3.14.5 Heat treatable cast alloys	103
3.15 Copper and its alloys	103
3.15.1 Uses of copper and its alloys	104
3.15.2 Copper alloys	104
3.15.3 Applications of copper alloys	108
3.16 Bearing Materials	109
3.16.1 Types of materials	109
EXERCISES	110
<b>4. MANUFACTURING PROCESSES</b>	<b>115</b>
4.1 Introduction	115
4.2 Forming Processes	116
4.3 Hot Working	116
4.3.1 Advantages and disadvantages of hot working	116
4.4 Hot working methods	117
4.4.1 Rolling	117
4.4.2 Forging	118
4.5 Forging Tools	121
4.6 Hand Tools	123
4.6.1 Chisels	123
4.6.2 Fullers	124
4.6.3 Swages	124
4.6.4 Flatters	125
4.6.5 Punches and drifts	126
4.6.6 Tongs	127
4.7 Forging Operations	127
4.7.1 Upsetting	127

---

4.7.2 Drawing down	129
4.7.3 Setting down	129
4.7.4 Bending	129
4.7.5 Piercing	131
4.7.6 Drawing	133
4.7.7 Spinning	134
4.7.8 Extrusion	134
4.8 Cold Working	139
4.8.1 Principles of cold working	139
4.8.2 Advantages and Limitations of cold working	139
4.9 Cold Working Methods	140
4.9.1 Rolling	141
4.9.2 Cold forging	141
4.9.3 Drawing (Rod, wire and tube drawing)	142
4.9.4 Bending	143
4.9.5 Spinning	144
4.9.6 Extruding	144
4.9.7 Squeezing	145
4.9.8 Peening	146
4.9.9 Sizing, coining and hobbing	146
4.10 Formability of Sheet Metals	146
4.11 Forgeability	147
4.12 Metallurgical advantages of Hot working over cold working processes	147
EXERCISES	148

## **5. FOUNDRY** **151**

5.1 Introduction	151
5.2 Mould making	153
5.2.1 Foundry tools and equipment	153
5.2.2 The process of mould making	155
5.2.3 Moulding materials	156
5.3 Patterns	158
5.3.1 Difference between pattern and casting	159
5.3.2 Functions of a pattern	159
5.3.3 Pattern materials	159
5.3.4 Pattern allowances	163
5.3.5 Pattern types	163
5.4 Sand Casting	168

---

5.4.1 Moulding a bracket	168
5.4.2 Core and Core prints	170
5.4.3 Split patterns	171
5.4.4 Plate moulding	172
5.4.5 Cooling characteristics of Castings	172
EXERCISES	173
<b>6. WELDING, BRAZING AND SOLDERING</b>	<b>175</b>
6.1 Introduction	175
6.2. Welding	175
6.3 Gas Welding	176
6.4 Oxy-Acetylene Gas Welding	176
6.4.1 Gas Cylinders	177
6.4.2 Gas flames	177
6.4.3 Welding torch	180
6.4.4 Oxyacetylene welding technique	181
6.5 Arc-welding	181
6.5.1 Shielded metal arc welding (SMAW)	182
6.5.2 Comparison between A.C. and D.C. arc welding	184
6.6 Metallurgy of Welding	184
6.7 Electrodes	186
6.8 Advantages and Limitations of the Oxy-acetylene welding processes	186
6.9. Advantages and Limitations of the Manual Metallic Arc Welding	187
6.10 Brazing and Soldering	188
6.11 Brazing	188
6.11.1 Brazing metals	189
6.11.2 Filler metals	191
6.11.3 Fluxes	191
6.11.4 Brazing methods	192
6.11.5 Braze welding	193
6.11.6 Comparison with welding	193
6.11.7. Advantages of Brazing	193
6.11.8 Disadvantages of Brazing	193
6.12 Soldering	194
EXERCISES	196
<b>INDEX</b>	<b>200</b>